

Getting Started With Covenant Eyes

Device Cheat Sheet


Because of limitations within different operating systems, Covenant Eyes works on every device a little differently. This cheat sheet is an overview of the differences and how to configure your devices. Get the full details at covenanteyes.com/support.

You can install Covenant Eyes on as many devices as you want at no extra charge.

PC or Mac

- Both Accountability and Filtering services are available.
- Accountability monitors in the background across every browser and program.
- Filtering blocks content by age-appropriateness. It also uses custom block/allow lists and blocked times of day.


↓ Download it at www.covenanteyes.com/myaccount.



Android™ Phones and Tablets (including Kindle Fire)

- This app is currently **Accountability-only**. It does not block anything. Instead, it monitors a growing number of apps, including most major browsers and social apps.
- Reports show what unmonitored apps were accessed on the device.
- The app includes app locking. We recommend locking down other browsers and Google Play to minimize unmonitored browsing.

↓ Download it through Google Play. Learn more about it at www.covenanteyes.com/android-guide.



iPhone®, iPad®, and iPod touch®

- This app is a web browser. For maximum effectiveness, lock down Safari and the App Store.
- Use built-in safety controls to also lock down other apps that allow inappropriate content (like YouTube and Airplay).
- Accountability monitors the sites visited directly through the browser app.
- Filtering blocks content visited through the browser app by age-appropriateness, as well as using custom block/allow lists.

↓ Download it through iTunes. Learn more about the iPhone app at www.covenanteyes.com/iphone-guide.



Getting Started With Covenant Eyes

Frequently Asked Questions

How many users should I have on my account?

We recommend that each person in your home (or each person who will be using a shared computer) has a unique username. That way, each person will get a unique Internet Accountability Report regardless of whether they sign in on their own smartphone or a shared computer. You can also set up the Filter for each person according to their unique needs.




Who should receive my Reports?

With the Accountability service, you are allowed unlimited Accountability Partners. Make sure you choose people who you can trust to keep things confidential, but also who will confront you when necessary.

If you're married, your spouse should have the option of receiving your Reports. We recommend that at least one other person also holds you accountable.

Learn more and watch a video about choosing Accountability Partners at www.covenanteyes.com/getting-started.



What is the role of a Filter Guardian?

The Filter Guardian controls Filter settings for all Filter users on an account. This person adjusts the Filter sensitivity level, creates custom block and allow lists, and adjusts time controls.

Learn more and watch a video, "5 Tips to Becoming an Effective Filter Guardian," at www.covenanteyes.com/getting-started.



Get your Covenant Eyes account started on the right foot!
www.covenanteyes.com/getting-started